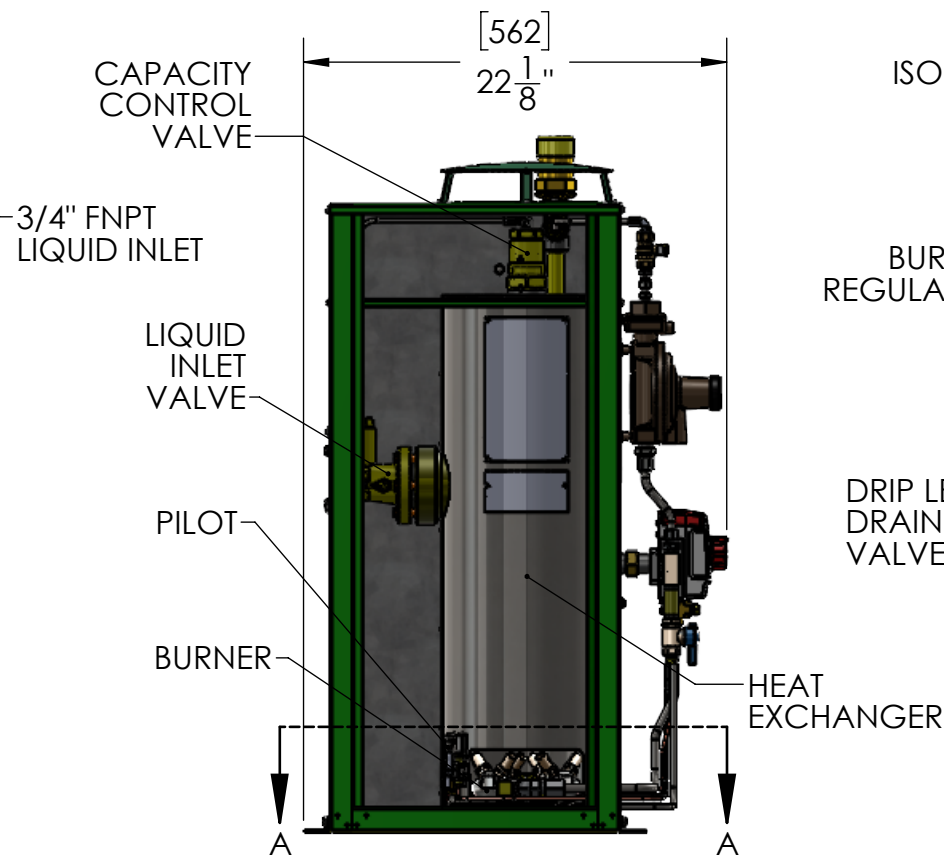
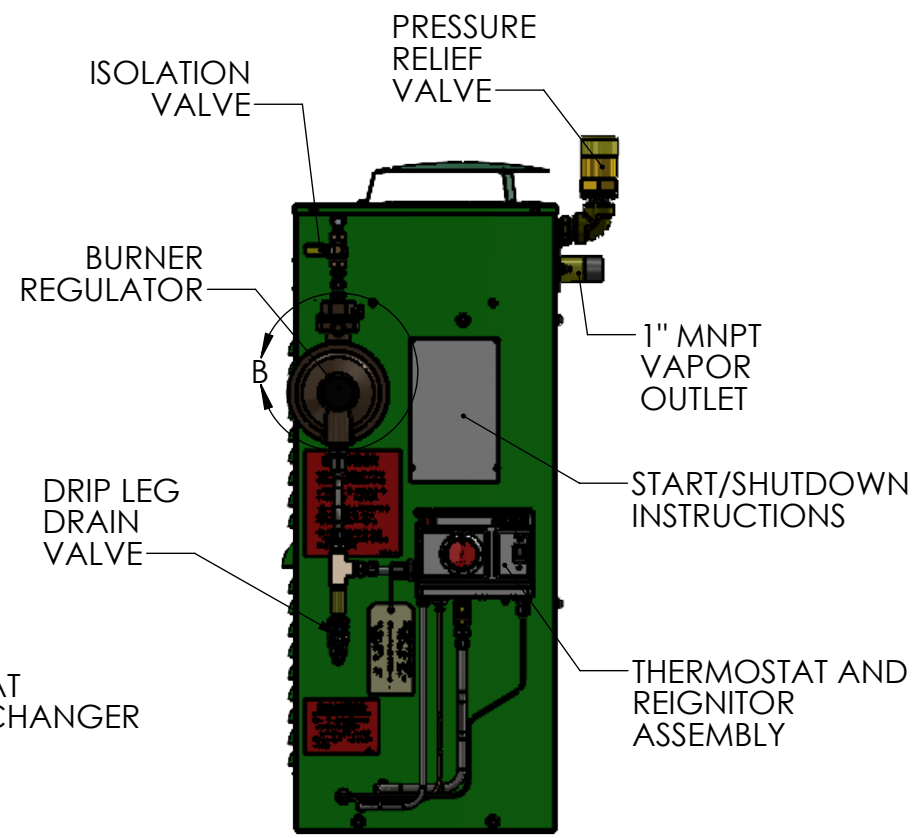



LEFT VIEW



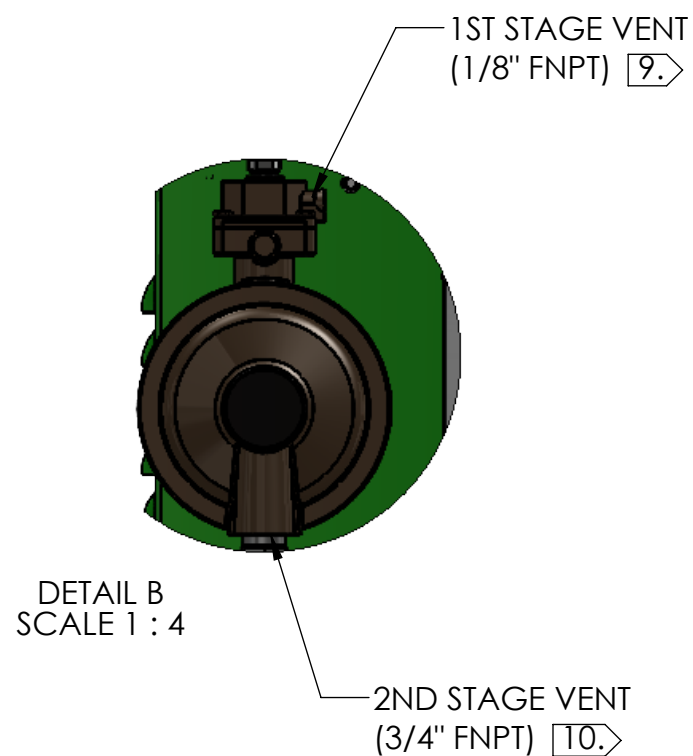
FRONT VIEW  
DOOR REMOVED  
FOR CLARITY



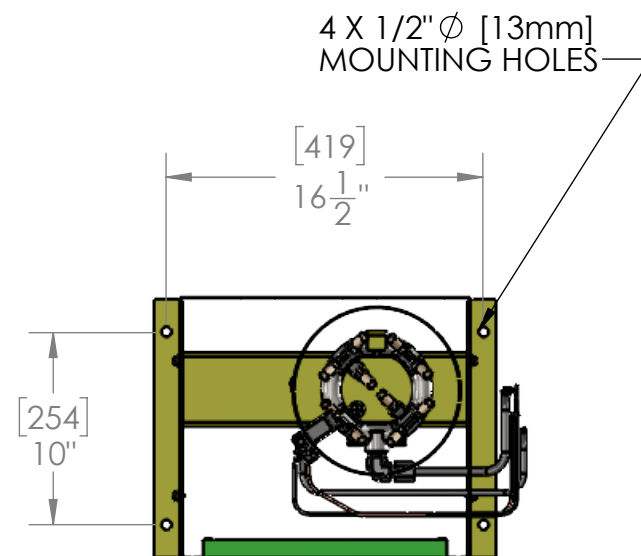
RIGHT VIEW



ISOMETRIC VIEW  
NO SCALE



DETAIL B  
SCALE 1 : 4



SECTION A-A

NOTES:

1. ALL DIMENSIONS ARE IN INCHES [mm].
2. VAPORIZER PRESSURE VESSEL RATED AT 290 PSIG [20 BAR] MAWP.
3. VAPORIZER RELIEF VALVE SETTING 250 PSIG [17.2 BAR].
4. cULus APPROVED.
5. CE MARKED (PED).
6. VAPORIZER CAPACITY AT 0°F AND 100 PSIG PROPANE INLET CONDITION 40 GPH [80 KG/HR].
7. VAPORIZER TO BE SECURED THROUGH THE FOUR MOUNTING HOLES ON ABOVE GROUND, LEVEL, SOLID, NON-COMBUSTIBLE BASE.
8. HEAT INPUT 51,360 BTU/HR [54,185 KJ/HR].
- [9.] USE THE 1/8" FNPT PORT TO PIPE AWAY 1ST STAGE VENT IF REQUIRED.
- [10.] USE THE 3/4" FNPT PORT TO PIPE AWAY 2ND STAGE VENT IF REQUIRED.
11. APPROXIMATE SHIPPING WEIGHT 155 LBS [70 KG].

THIRD ANGLE PROJECTION 	<b>TOLERANCES</b> UNLESS OTHERWISE SPECIFIED .X ± .XX ± .XXX ± ANGLE ±0°30' FRACTIONS ± 1/4"	 151 S. Michigan St., Seattle, Washington, USA 98108 Tel: (206) 789-5410 Fax: (206) 789-5414	Drawn By: RWP
			Checked By: DN
DO NOT SCALE DRAWING	INTERPRET THIS DRAWING IN ACCORDANCE WITH ANSI/ASME Y14.5-2009	Part #	Approved By:
THIS DRAWING SHALL NOT BE REPRODUCED OR USED IN ANY MANNER DETRIMENTAL TO ITS INTERESTS. ALL RIGHTS RESERVED. © COPYRIGHT ALGAS-SDI	Title: <b>SMALL DF VAPORIZER 40/40H EQUIPMENT DRAWING</b>	Date: 5/22/12	Scale: 1:10 AND NOTED
Size: <b>B</b>	Dwg. # 1502-6001	Sht. No.: 1 of 1	Rev.: <b>D</b>